

SPECIFICATIONS

INDOOR

ELECTRICAL

- Quad Tap (QT) - 120-277V
- 0-10V Dimmable driver standard
- 50,000 hours @ L₇₀

OPTICAL SYSTEM

- White frosted acrylic lens
- Diffuser self-aligns and hinges from either side when maintenance is required
- Available in 30K/35K/40K/50K
- CRI>80

MOUNTING

- Surface muntig standard
- Can be pendant mounted

CODE COMPLIANCE

- cULus Listed for Damp Locations
- BAA Compliant

WARRANTY

- 5 Year



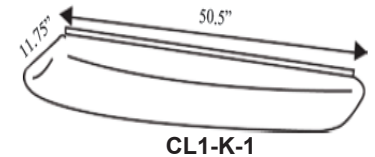
CL1-K-LED LED High Lumen Cloud Light

ORDERING INFORMATION

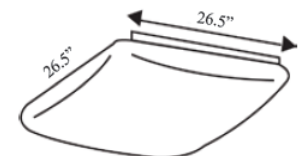
CATALOG #	Size/Wattage	Driver	Color
CL1-K	50.5" L x 11.75" W	QT	30K
	1-17L (17W, 3220 Lm)		35K
	1-24L (24W, 4480 Lm)		40K
	1-30L (30W, 5705 Lm)		50K
	1-37L (37W, 6910 Lm)		
	1-48L (48W, 8640 Lm)		
	1-70L (70W, 11,797 Lm)		
	26.5" L x 26.5" W		
	4-17L (17W, 3166 Lm)		
	4-24L (24W, 4350 Lm)		
	4-31L (31W, 5470 Lm)		
	4-39L (39W, 6452 Lm)		
	50.5" L x 26.5" W		
	5-17L (17W, 3220 Lm)		
	5-24L (24W, 4480 Lm)		
	5-30L (30W, 5705 Lm)		
	5-37L (37W, 6910 Lm)		
	5-48L (48W, 8640 Lm)		
	5-70L (70W, 11,797 Lm)		

OPTIONS (Factory Istalled)

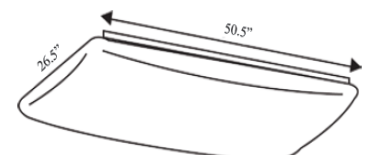
- EM - Emergency Battery



CL1-K-1



CL1-K-4



CL1-K-5