

SPECIFICATIONS

HIGHBAYS

HOUSING

- Die cast aluminum housing in black finish
- Watertight, compression-type electrical connectors

ELECTRICAL

- Quad Tap (QT) - 120-277VAC
- 50/60Hz
- 0-10V Dimmable Driver standard
- 6' Incoming AC power cord standard
- Operating Temperature: -30°C - 50°C (-22°F - 122°F)

OPTICAL SYSTEM

- Glass Lens
- 174,000 Hours @ L₇₀
- CCT: 4000K and 5000K
- Power Factor > .90
- THD <20%
- CRI > 80

MOUNTING

- Suspension from pre-drilled mounting eyebolt with locking set screw standard
- Ceiling mounted installation using optional yoke mounting bracket, provides up to 180° of adjustability
- Can mount to electrical conduit using optional yoke mounting bracket or pendant snap hook

CODE COMPLIANCE

- cULus Listed for Wet Location
- Meets UL Requirements
- IP66 Rated
- Meets DLC Requirements

WARRANTY

- 5 Year
- 10 year available

CATALOG #	Lumens	Color	Wattage
VLHLED33-B-102L-QT-40K	14,497	4000K	102W
VLHLED33-B-102L-QT-50K	14,864	5000K	102W
VLHLED33-B-150L-QT-40K	20,859	4000K	150W
VLHLED33-B-150L-QT-50K	21,406	5000K	150W
VLHLED33-B-200L-QT-40K	28,341	4000K	200W
VLHLED33-B-200L-QT-50K	28,948	5000K	200W
VLHLED33-B-241L-QT-40K	33,552	4000K	241W
VLHLED33-B-241L-QT-50K	34,240	5000K	241W

OPTIONS (Ships Installed)

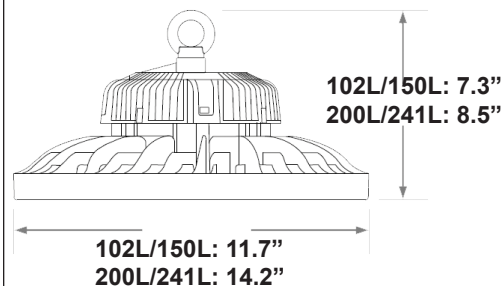
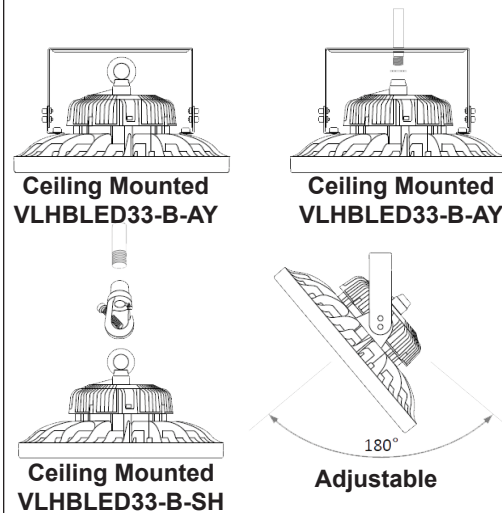
10YR - 10 Year Warranty

ACCESSORIES (Order Separately, Ships on Side)

- VLHLED33-B-SH - Pendant Snap Hook
- VLHLED33-B-AY1 - Yoke Bracket (102L and 150L models)
- VLHLED33-B-AY2 - Yoke Bracket (200L and 241L models)

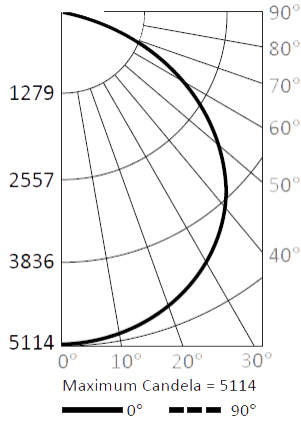


VLHLED33-B LED Round Highbay



102L/150L: 6.8lbs
200L/241L: 11.2lbs

VLHBL33-B-102L-QT-40K



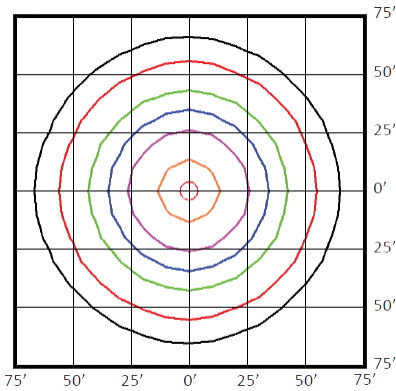
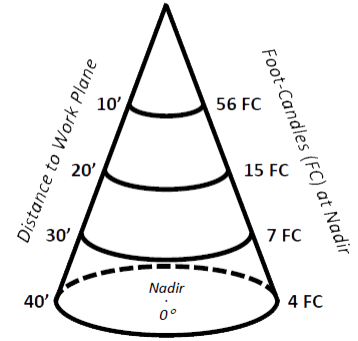
Candlepower Summary

	0°	90°
0°	5,114	5,114
10°	5,019	5,004
20°	4,789	4,783
30°	4,410	4,404
40°	3,864	3,855
50°	3,154	3,144
60°	2,224	2,194
70°	1,172	1,145
80°	279	252
90°	12	24

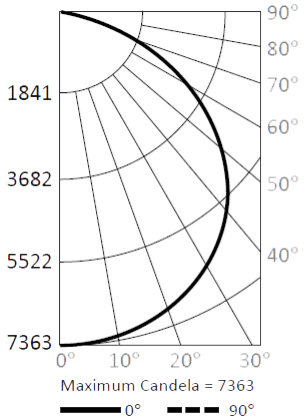
Zonal Lumen Summary

Zone	Lumens	% Fixture
0° - 10°	483	3.3%
0° - 20°	1,873	12.9%
0° - 30°	4,007	27.6%
0° - 40°	6,620	45.7%
0° - 50°	9,364	64.6%
0° - 60°	11,823	81.6%
0° - 70°	13,529	93.3%
0° - 80°	14,281	98.5%
0° - 90°	14,380	99.2%
90° - 180°	117	0.8%
0° - 180°	14,497	100.0%

Cone of Light



VLHBL33-B-150L-QT-40K



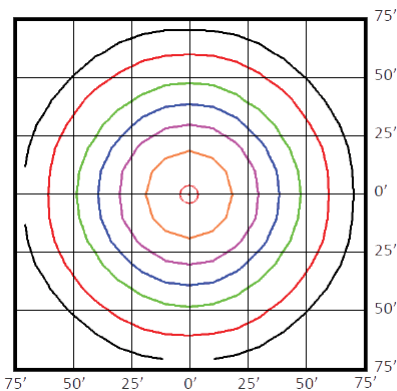
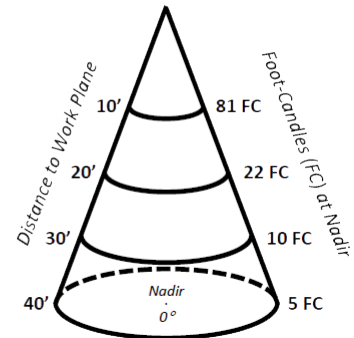
Candlepower Summary

	0°	90°
0°	7,363	7,363
10°	7,219	7,225
20°	6,907	6,916
30°	6,381	6,368
40°	5,589	5,593
50°	4,602	4,549
60°	3,296	3,198
70°	1,781	1,684
80°	451	371
90°	18	0

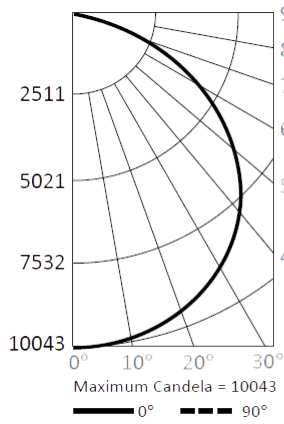
Zonal Lumen Summary

Zone	Lumens	% Fixture
0° - 10°	695	3.3%
0° - 20°	2,698	12.9%
0° - 30°	5,773	27.7%
0° - 40°	9,536	45.7%
0° - 50°	13,487	64.7%
0° - 60°	17,028	81.6%
0° - 70°	19,503	93.5%
0° - 80°	20,610	98.8%
0° - 90°	20,752	99.5%
90° - 180°	107	0.5%
0° - 180°	20,859	100.0%

Cone of Light



VLHBLED33-B-200L-QT-40K



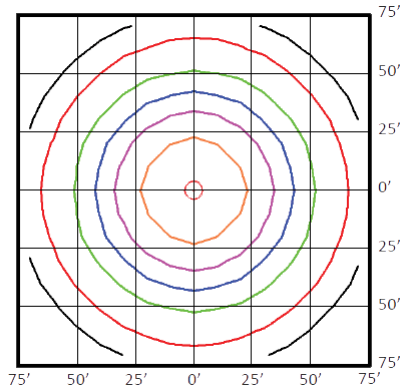
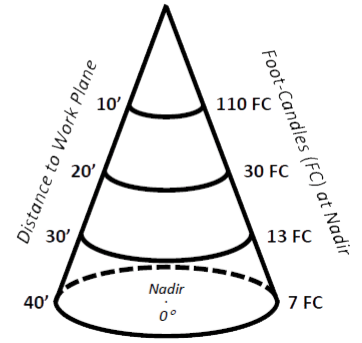
Candlepower Summary

	0°	90°
0°	10,043	10,043
10°	9,870	9,880
20°	9,435	9,460
30°	8,709	8,707
40°	7,644	7,650
50°	6,259	6,275
60°	4,528	4,532
70°	2,523	2,514
80°	670	634
90°	18	6

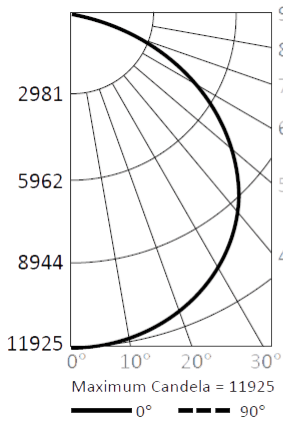
Zonal Lumen Summary

Zone	Lumens	% Fixture
0° - 10°	948	3.3%
0° - 20°	3,679	13.0%
0° - 30°	7,864	27.7%
0° - 40°	12,973	45.8%
0° - 50°	18,320	64.6%
0° - 60°	23,099	81.5%
0° - 70°	26,503	93.5%
0° - 80°	28,029	98.9%
0° - 90°	28,232	99.6%
90° - 180°	109	0.4%
0° - 180°	28,341	100.0%

Cone of Light



VLHBLED33-B-241L-QT-40K



Candlepower Summary

	0°	90°
0°	11,925	11,925
10°	11,721	11,719
20°	11,195	11,183
30°	10,281	10,253
40°	8,994	8,978
50°	7,304	7,263
60°	5,236	5,143
70°	2,884	2,764
80°	775	680
90°	22	9

Zonal Lumen Summary

Zone	Lumens	% Fixture
0° - 10°	1,125	3.4%
0° - 20°	4,366	13.0%
0° - 30°	9,328	27.8%
0° - 40°	15,377	45.8%
0° - 50°	21,693	64.7%
0° - 60°	27,322	81.4%
0° - 70°	31,330	93.4%
0° - 80°	33,156	98.8%
0° - 90°	33,417	99.6%
90° - 180°	135	0.4%
0° - 180°	33,552	100.0%

Cone of Light

